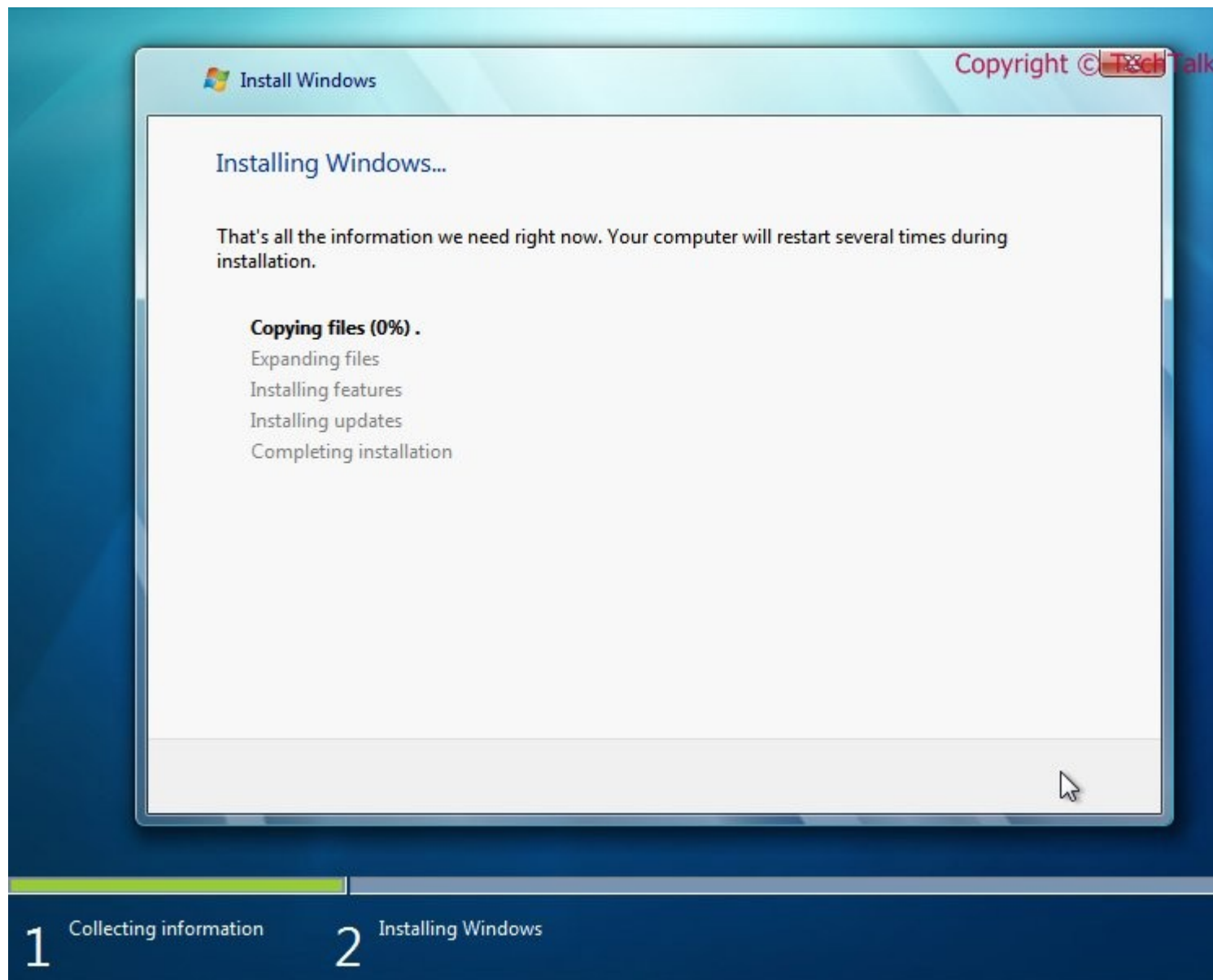


# Windows 7 Installation Guide / Tutorial - PART 2 ( Installation)

We discussed the initial steps of Windows 7 installation in the [first part of this tutorial](#). In this session the installation proceeds through the series of screen shots which involves a reboot. No user interaction is required for this Part.



## Installing Windows...

That's all the information we need right now. Your computer will restart several times during installation.

- ✓ Copying files
- ✓ Expanding files
- ✓ Installing features
- Installing updates ...**
- Completing installation



Windows needs to restart to continue



Restarting in 9 seconds



Restart now

1 Collecting information

2 Installing Windows

Starting Windows...

© Microsoft Corporation

Starting Windows...




© Microsoft Corporation

Updating registry settings...



Setup is starting services...

 Install Windows

## Installing Windows...

That's all the information we need right now. Your computer will restart several times during installation.

- ✓ Copying files
  - ✓ Expanding files
  - ✓ Installing features
  - ✓ Installing updates
- Completing installation**

1 Collecting information

2 Installing Windows



Starting Windows...

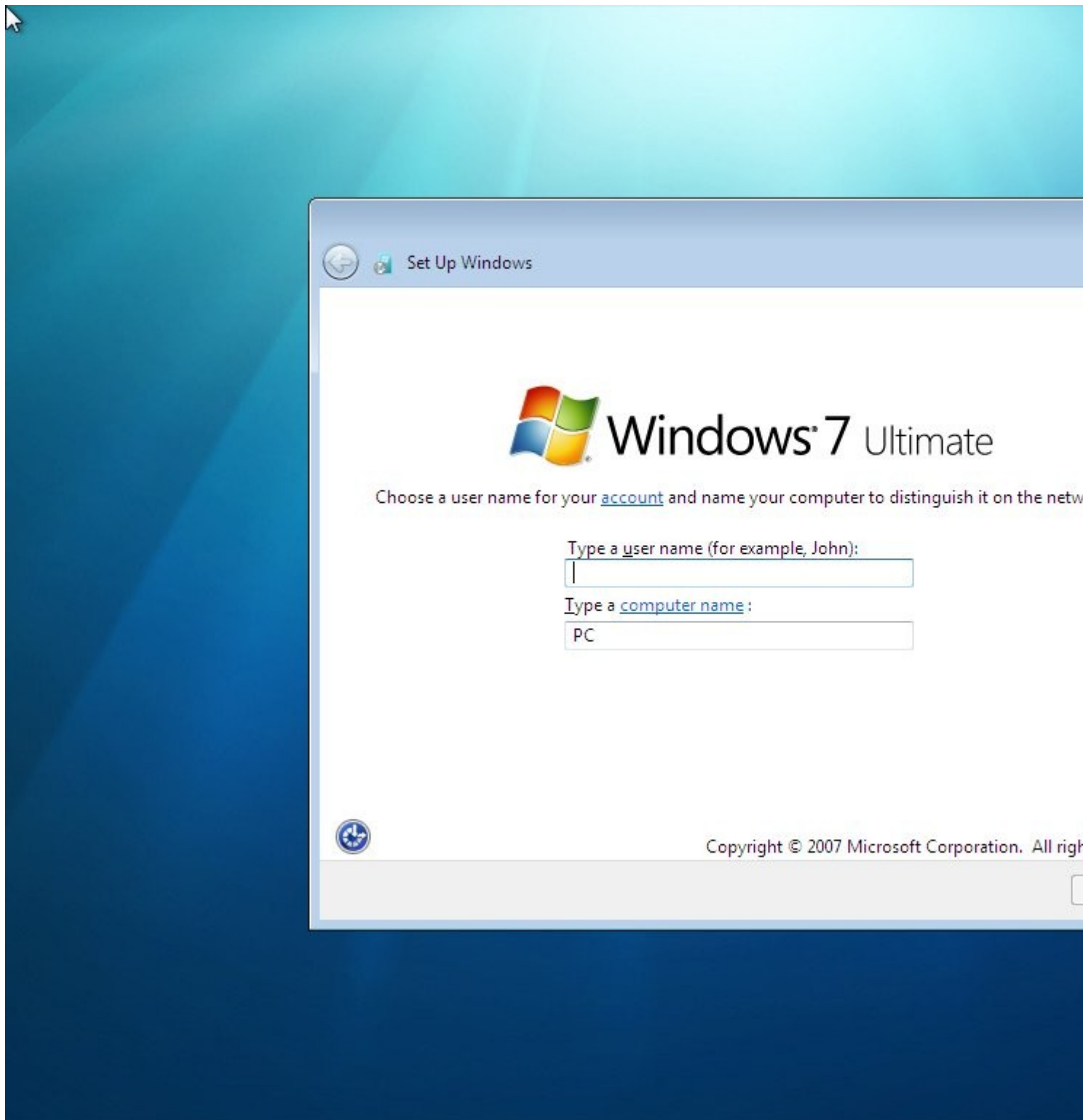
© Microsoft Corporation

Setup is preparing Windows for first use...



Setup is checking video performance...





The PART 3 of installation shows the basic setup like entering the **Serial Key**, setting up the computer name and user account, Timezone selection etc.